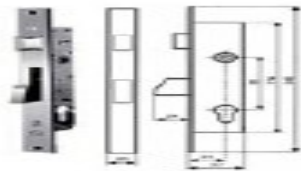


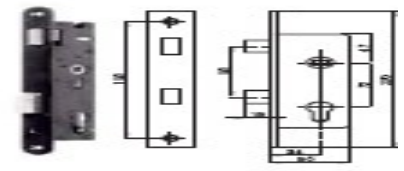
locking mechanism with lock and backplate



85/20
63.208

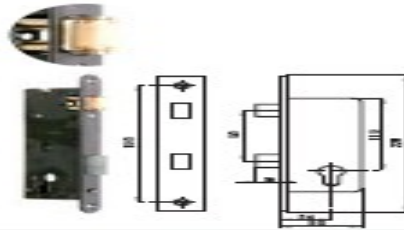


85/20
63.209



72/35
63.211

locking mechanism with lock and backplate



Q/35
220
63.212



Q/35
140x50
63.213



Q/35
140x50
63.214



100x45
63.215



72/50
220
63.216



72/50
155x80x20
63.217



90/50
220
63.218



90/50
155x80x20
63.219

245 / 50x30 72/35 63.220	245 / 50x30 72/35 63.220.11	245 / 50x30 72/35 63.220.12

165 / 50x30 Q/35 63.221	165 / 50x30 Q/35 63.221.13	165 / 50x30 Q/35 63.221.14	245 / 60x40 72/35 63.222	245 / 60x40 72/35 63.222.11	245 / 60x40 72/35 63.222.12

165 / 60x40 Q/35 63.223	165 / 60x40 Q/35 63.223.13	165 / 60x40 Q/35 63.223.14	260 / 80x40 90/50 63.224	200x40 63.225

electric lock 12 AC with memory 63.329	electric lock 12 AC 63.330	faceplate for electric lock 63.330.01	63.330.02	55x65 63.331